



## Animal Kingdom: 4-Week Preschool Curriculum

---

This preschool curriculum helps little ones (ages 3–5) explore God’s love, creativity, and wisdom through the wonderful animals He made. Each week, children will discover how animals show us something special about God and His care for us!

**Main Idea:** God made amazing animals to show His love and creativity.

**Bible Verse:** Then God looked over all he had made, and he saw that it was very good! Genesis 1:31

# Animal Kingdom: 4-Week Preschool Curriculum

---

## Week 1 – God Takes Care of Everything!

- **Bible Story:** *God Cares for Animals* (Psalm 104:10–18)
- **Summary:** God made all the animals and takes care of them! Just like He gives water to the birds and food to the deer, He takes care of us too. This week, we learn that God loves everything He created, including you!

## Week 2 – God Made Every Animal Special!

- **Bible Story:** *Amazing Animals in the Bible* (Job 39:19–30)
- **Summary:** God made every animal unique—some big, some small, some fast, and some slow. He is so creative! This week, we learn that every animal reminds us of how amazing and powerful God is!

## Week 3 – God Helps Us Be Wise!

- **Bible Story:** *Learning from the Ants* (Proverbs 6:6–11)
- **Summary:** Even tiny ants have something to teach us! They work hard and help each other. God wants us to do our best and be wise too! This week, we learn that we can listen to God and make good choices every day.

## Week 4 – God Uses Animals to Help People!

- **Bible Story:** *Ravens Help Elijah* (1 Kings 17:2–6)
- **Summary:** God sent birds to bring food to Elijah when he needed help. Wow! God can use anything—even animals—to take care of His people. This week, we learn that God loves us and takes care of us in surprising ways!





# THE SUNDAY SCHOOL STORE

You love children's ministry, but some days, *it feels like too much.*

*You're pulled in every direction—lesson prep, volunteers, tight budgets—and wondering if all your effort is really making a difference.*

But children's ministry should be joyful, not stressful. That's why we create Bible-centered, ready-to-use curriculum for small churches like yours.

✅ No complicated prep

💡 Just fun and Biblically solid lessons that kids love

🏰 And volunteers can actually teach with confidence

Because when teaching is simple, ministry becomes joyful again.

---


👉 What's Next?

**Step #1** ✨ Get more free resources – [Click here](#)

**Step #2** 📝 Help shape the future – [5-minute survey](#)

**Step #3** 📖 Upgrade to NEW curriculum – [Click here](#)

👉 Take **\$25 off with code NEW25** at checkout.



Thank you for serving God's children. May He bless your ministry for His glory and the joy of the next generation.

Tony Kummer  
Founder & Editor  
[The Sunday School Store](#)  
[Ministry-To-Children.com](#)



Genesis 1:31a NIV

---

**God saw all that he had  
made, and it was very good.**





## Week 1 – God Takes Care of Everything!

---

**Bible Story:** *God Cares for Animals* (Psalm 104:10-18)

**Summary:** God made all the animals and takes care of them! Just like He gives water to the birds and food to the deer, He takes care of us too. This week, we learn that God loves everything He created, including you!

**Video Bible Stories:** Use this link to access recommended Bible story videos and bonus content for this curriculum series. [https://linktr.ee/animal\\_kingdom.lesson](https://linktr.ee/animal_kingdom.lesson)

**Parent Connect:** Print extra copies of this overview page to share with the families in your ministry.



# This Week's Supply List

---

## **Arrival & Guided Play:**

- ☐ Animal figurines (birds, deer, forest animals)
- ☐ Stuffed animals
- ☐ Toy watering can & plants
- ☐ Picture books about animals
- ☐ Building blocks (to create animal homes)

## **Group Game - Musical Animal Moves**

- ☐ Music player (phone, speaker, or instrument)
- ☐ Open space for movement

## **Bible Story: (Visuals provided in this lesson plan)**

- ☐ Printed picture of a deer drinking from a stream
- ☐ Printed picture of a bird in a nest
- ☐ Printed picture of a tree full of animals

## **Craft: - Animal Mask**

- ☐ Paper plates (one per child)
- ☐ Crayons or markers
- ☐ Scissors (for teacher use only)
- ☐ Yarn or string
- ☐ Hole punch
- ☐ Glue
- ☐ Construction paper (for ears, nose, etc.)



# Arrival and Guided Play (5-10 minutes)

---

Warmly greet arriving children and invite them to the play area. This week's focus is learning "God Takes Care of Everything!" and "God Cares for Animals (Psalm 104:10-18)." Introduce this concept simply and playfully using toys and activities. This flexible time allows for arrival and transition into the class setting.

## **Toys Activities:**

- **Animal Figurines** – (*Hold up a toy deer*) "Look at this little deer! It needs food and water. God gives animals everything they need, just like He takes care of us!"
- **Stuffed Animals** – Let's pretend to take care of these stuffed animals. We can feed them and keep them safe, just like God takes care of His animals!
- **Toy Watering Can & Plants** – Plants need water to grow, just like animals need water to drink. God gives water to all His creatures!
- **Picture Books About Animals** – Let's look at these books about animals! Can you find an animal that lives in the forest? God takes care of animals everywhere!
- **Building Blocks (Create Animal Homes)** – Let's build homes for the animals. God gives them places to live, like nests for birds and caves for bears!

**Transition to Group Game:** Let's wiggle like happy little animals and hop over to our game time! Can you hop like a bunny? Let's go!



# Group Game (5 minutes)

## Musical Animal Moves

---

After all the children have arrived and are settled, invite the children to gather together to play this simple group game.

**SUPPLIES NEEDED:** Music player (phone, speaker, or instrument)

**SETUP:**

- Clear a space for movement.
- Have music ready to play and pause easily.

**TEACHER:** Let's play a fun game! When the music plays, we'll dance and move.

When the music stops, I will call out an animal, and we'll all move like that animal!

God made every animal special and takes care of them!

1. Start the music and let children dance and move freely.
2. Stop the music suddenly and call out an animal. Examples:
  - "Hop like a bunny!" (Children hop.)
  - "Fly like a bird!" (Children flap their arms.)
  - "Stomp like an elephant!" (Children stomp.)
  - "Crawl like a turtle!" (Children crawl slowly.)
  - "Run like a deer!" (Children run in place.)
3. Start the music again and repeat for a few rounds.
4. End by saying, God made all these animals, and He takes care of them—just like He takes care of us!





# Bible Story (10 minutes)

## God Cares for Animals

---

**Bible Reference:** Psalm 104:10-18

**Main Idea:** God Takes Care of Everything!

### SUPPLIES NEEDED:

- Picture of a deer drinking from a stream.
- Picture of a bird in a nest.
- Picture of a tree full of animals.

**TEACHER:** (Hold up the Bible) The Bible is God's true Word! Today, we are learning about how God takes care of the animals He made!

(Gasp and look around.)

Wow! Look at all the animals! Big ones, little ones, ones that hop, ones that fly! Did you know that God made ALL of them? And guess what? He takes care of them too!

(Hold up the picture of the deer drinking from a stream.)

Here is a thirsty deer. What do you think it needs? (Pause for answers.)

That's right! Water! And guess what? God makes sure water flows in rivers and streams so animals like deer can drink! (Pretend to take a sip of water.)

God gives water to all the animals, just like He gives us water to drink!

(Hold up the picture of the bird in a nest.)

Now, look at this little bird in its nest! Birds need a safe place to rest and take care of their babies. Who do you think gives birds trees and twigs to make their nests?

(Pause for answers.)

Yes! God does! He cares for every little bird, just like He cares for you! (Flap arms like a bird.)

(Hold up the picture of the tree full of animals.)

Do you see all the animals in this big tree? There are birds, squirrels, and even tiny bugs! God gives trees as homes for His animals.

God gives food to the animals too. The deer find grass, the birds find seeds, and even little ants find crumbs!

(Smile and spread arms wide.)

God loves ALL the animals, and He takes care of them! But do you know what is even more special? God loves YOU even more than all the animals! He gives you food, water, a home, and people who love you!

(Look around the room.)

Let's say this together: God takes care of everything! (Repeat with the children.)

### **PRAYER TIME**

Let's talk to God together. You can repeat after me.

Dear God,

Thank You for making all the animals.


Thank You for giving them food and water.

Thank You for taking care of me too!

I love You!

In Jesus' name, Amen.






Picture of a deer drinking from a stream.





Picture of a bird in a nest.





Picture of a tree full of animals.



# God Cares for Animals (Psalm 104:10-18)



# Craft (10 minutes) Animal Mask

## SUPPLIES NEEDED:

- Paper plates (one per child)
- Crayons or markers
- Scissors (for teacher use only)
- Yarn or string
- Hole punch
- Glue
- Construction paper (for ears, nose, etc.)



## TEACHER:

"God made so many amazing animals, and today, we get to make our own animal masks! You can choose to be a bird, a deer, a rabbit, or any other animal that God takes care of."




1. **Draw & Color:** Give each child a paper plate. Let them pick an animal and use crayons or markers to color their mask. Encourage them to add details like fur, feathers, or whiskers!
2. **Add Features:** Help children glue on construction paper ears, noses, or beaks. If they're making a bird, they can glue on feathers (or draw them). If they're making a deer, add brown ears and a black nose!
3. **Cut Eye Holes (Teacher Step):** Use scissors to carefully cut two eye holes in each mask.
4. **Attach the Mask:** Punch two holes on the sides of the mask. Then Tie yarn through the holes so it can be worn.



NAME: \_\_\_\_\_

# Where do they live?

Match the animals with their home.







NAME: \_\_\_\_\_

Trace the words for the jungle animals.

God loves everything He created including you.

 giraffe	 hippo	 zebra
 monkey	 tiger	 panda
 fox	 elephant	 lion