




Love In Action: 4-Week Preschool Curriculum

LOVE IN ACTION: 4-Week Preschool Curriculum helps little ones (ages 3-5) learn how much Jesus loves them and how they can share His love with others. Over four weeks, preschoolers will learn how God helps them see clearly, love everyone, forgive others, and put others first.

Main Idea: God teaches me to love others.

Bible Memory Verse: John 15:12

Too often children hear that love is just a fleeting feeling. This February, let's make sure they hear how God's love can make a lasting difference. The "Love in Action" curriculum will help even the youngest children shine the love of Jesus!



4-Week Overview

Week 1 - God helps me see clearly.

- **Bible Story:** The Speck and the Plank (Matthew 7:1-5)
- **Summary:** Sometimes it's easier to see when other people do something wrong, but Jesus helps us look at our own hearts first. He loves us even when we make mistakes. This week, we learn that everyone needs Jesus' love and forgiveness—me too!

Week 2 - God helps me love everyone.

- **Bible Story:** Loving Your Enemies (Matthew 5:43-48)
- **Summary:** God's love is for everyone—even people who are different from us or not very nice to us. Jesus shows us how to love everyone, and He helps us share His love with others

Week 3 - God helps me forgive others.

- **Bible Story:** The Parable of the Unforgiving Servant (Matthew 18:21-35)
- **Summary:** When someone hurts our feelings, it can be hard to forgive them. But Jesus forgives us, and He helps us forgive others too. Forgiving others helps us let go of our sad or angry feelings.

Week 4 - God helps me put others first.

- **Bible Story:** Greater Love Has No One Than This (John 15:9-17)
- **Summary:** Jesus loved us so much that he put us first. He helps us think about others and what they need. Putting others first is a way to show them how much Jesus loves them.





John 15:12 NIV

**My command is this: Love each other as
I have loved you.**



John 15:12 KJV

**This is my commandment, That ye love
one another, as I have loved you.**



John 15:12 ESV

**This is my commandment, that you love
one another as I have loved you.**



John 15:12 NLT

This is my commandment: Love each other in the same way I have loved you.



Week 1- God Helps Me See Clearly

Bible Story: The Speck and the Plank (Matthew 7:1-5).

Lesson Main Idea: Jesus wants us to think about what we're doing before we point out what others are doing wrong.

Summary: Sometimes it's easier to see when other people do something wrong, but Jesus helps us look at our own hearts first. He loves us even when we make mistakes. This week, we learn that everyone needs Jesus' love and forgiveness—me too!

Video Bible Stories: Use this link to access recommended Bible story videos and bonus content for this curriculum series. https://linktr.ee/love_in_action_lessons



Week 1 – Supply List

Arrival & Guided Play

These are just suggested toys; anything similar will work. Mirror or reflective surface, Building blocks, Stuffed animals, Play doctor kit

Group Game: Spot the Speck

- Small paper dots or pom-poms (for specks)
- Basket or container

Song Time and Memory Verse

- Printed Bible (to demonstrate “These words come from Gods’ Book, the Bible)
- Printed memory verse to display (provided in curriculum overview)

Bible Story

- Print the provided picture of a child holding a large wooden board. Optional: A wooden yardstick or a piece of lumber (2x4) can be used as an alternate teaching illustration.
- Print the provided picture of a child with a speck under their eye. Optional: A tiny small piece of paper can be used as an alternate or bonus teaching illustration.

Craft: Speck and Plank Puppets

- Craft sticks (1 per child)
- Markers or crayons
- Googly eyes (optional, 1 pair per child)
- Small pom-poms or paper dots (for specks)
- Glue sticks

Optional Snack Ideas

Pretzel sticks (representing “planks”), Mini marshmallows (for “specks”), Juice boxes

Arrival and Guided Play (5-10 minutes)

As the children arrive, warmly welcome them and invite them to the play area. This week, we'll focus on learning to look at our own actions before pointing out others. Use toys and activities to introduce this idea in a fun and simple way. Here are some suggestions that could introduce this week's Bible story and theme:

- **Mirror or Reflective Surface-** Let's look in the mirror and make silly faces! Sometimes, we look at ourselves to see what needs fixing. Jesus teaches us to look at ourselves before worrying about others.
- **Building Blocks-** Let's build a strong tower! When our actions are like strong blocks, we help make things better.
- **Stuffed Animals-** Pretend these animals are looking for help. What can we do to care for them before they help each other?
- **Play Doctor Kit-** Let's check ourselves first—how are we feeling today? Jesus says it's good to look at our own hearts before helping others.

Transition: Let's pretend we're explorers looking for something special! (Shade your eyes with your hands as if looking into the distance.) Can you do that too? Let's hop into our game circle.

Group Games (5 minutes) Spot the Speck Game

SUPPLIES NEEDED:

- Small paper dots or tiny objects (e.g., pom-poms, buttons, or cut-out circles).
- A container or basket to collect the specks.

SETUP: Scatter the “specks” around the room before the children arrive or during guided play. Ensure they’re easy to spot but require some looking around.

TEACHER: Let’s play a fun game called “Spot the Speck!” These little spots are hidden around the room. Can you help me find them?

(Look surprised and hold up a speck.) Look! I found one! Now it’s your turn. Let’s all look carefully for these specks. When you find one, bring it back and put it in this basket. (Hold up the basket.)

(Encourage children to search and collect specks, giving positive reinforcement.)

Let’s talk about the story. Jesus says that sometimes, we notice small things that other people do wrong, like a speck. But He wants us to look at ourselves first—like finding the specks in our own hearts.

Transition: Let’s tiptoe like we’re carrying little specks over to the singing area. Get ready to sing about God’s love!



Song Time and Memory Verse (5 minutes)

Song time is a helpful transition into the Bible story time. We'll suggest songs for each week, but you can always keep your favorites from other lessons or simply sing what the children enjoy!

"This Little Light of Mine"	"If You're Happy and You Know It (Praise the Lord)"
<p>This little light of mine, I'm gonna let it shine, This little light of mine, I'm gonna let it shine, This little light of mine, I'm gonna let it shine, Let it shine, let it shine, let it shine.</p> <p>Suggested Motions:</p> <p>"This little light of mine" – Hold up your pointer finger and wiggle it like a light.</p> <p>"I'm gonna let it shine" – Move your hand outward in a big motion to show sharing the light.</p> <p>"Let it shine" – Wave your hands overhead.</p>	<p>If you're happy and you know it, praise the Lord, (Clap Clap) If you're happy and you know it, praise the Lord, (Clap Clap) If you're happy and you know it, then your face will surely show it, If you're happy and you know it, praise the Lord! (Clap Clap)</p> <p>Suggested Motions:</p> <p>"Praise the Lord" – Raise your hands high with palms upward.</p> <p>"Clap Clap" – Clap twice.</p> <p>"Face will surely show it" – Point to your smile.</p>

TEACHER: Let's open God's Book the Bible and practice our special memory verse.

- Use your church's preferred Bible translation to read the memory verse slowly and invite the children to repeat in short 2-3 word phrases.
- Memory verses can be difficult for many preschoolers, so don't force it. Simply praise children for their efforts, and repeat this same verse each week.

Transition to Bible Story: Let's quietly turn on our listening ears (pretend to twist ears like a knob) and tiptoe to the story area to hear about Jesus' story.



Bible Story (10 minutes) The Speck and the Plank

Bible Reference: Matthew 7:1-5

Main Idea: God Helps Me See Clearly

SUPPLIES NEEDED:

- A large wooden yardstick stick or ruler (to represent the "plank") or use the printed picture a child holding a plank (provided below)
 - A small piece of paper or a tiny object (to represent the "speck") or use the printed picture provided below
-

TEACHER: Let's sit crisscross applesauce and put on our listening ears. (Cup hands around ears dramatically.) Today, we're going to hear a story Jesus told about a speck and a plank. Are you ready? (Pause for responses.)

A speck is a tiny piece of wood dust and a plank is a big piece of wood someone could use to build a house. Imagine this is a plank (hold up the ruler or the picture of the plank below) and imagine this is a speck (hold up the tiny piece of paper or show the picture below).

One day, Jesus wanted to teach people to love others better. He told them that sometimes we notice small things in other people, like a tiny speck in their eyes. (Hold up the small piece of paper.) Let's all squint and pretend to look at this tiny speck. Can you see it? It's so small!



But then Jesus said something surprising. What about a big plank in your own eye? (Hold up the large stick or ruler.) Look at this huge plank! Can you imagine trying to see with something this big in your eye? (Hold it in front of your face and pretend to struggle to see. Encourage giggles.)

Jesus tells us to take the plank out of our own eye first, then we can see clearly to help our friends with their little specks.

Do you know what Jesus meant? He was telling us to think about what we're doing before we tell others what they're doing wrong. Let's all say, "Think about myself first!" (Encourage repetition.)

Now, let's pretend to take a plank out of our eyes. (Mimic pulling a big plank away.) Whew! That's much better. Now we can help our friends kindly.

Prayer Time:

Let's talk to Jesus together. Repeat after me:

Dear Jesus,

Thank You for teaching us to love others.

Help me think about my actions first.

Thank You for loving me every day.

Amen.

Transition: Let's use our strong arms to carry the pretend planks to the craft table.

Are you ready to make something fun?






The Speck and the Plank



Pointing Out the Speck

God Helps Me See Clearly



Craft (10 minutes) Specks and Plank Puppets

SUPPLIES NEEDED:

- Craft sticks (1 per child, for the "plank")
- Googly eyes (optional, 1 pair per child)
- Small pom-poms or paper dots (for the "speck")
- Markers or crayons
- Glue sticks



TEACHER: Let's make a craft about the speck and the plank.

(Show an example, if possible.) First, take a craft stick. This will be your "plank." Can you hold it up to your eye like this? (Demonstrate holding it in front of your face.) Isn't it silly to have such a big plank in front of your eye?

Now, let's decorate our plank! Use your markers or crayons to color it however you like. (Give time to decorate.)


Next, we'll make a "speck." Here's a small pom-pom (or paper dot). Glue it to your plank. This tiny speck reminds us of the little things we notice in others.

If you want, you can add googly eyes to your plank to make it look even sillier! (Distribute eyes and help as needed.)

Wow! Look at all your creative planks. Remember, Jesus said to think about what we're doing first, just like looking at this plank, before we worry about the little speck in someone else's eye.

Name: _____

Count the hearts and write the number in the box.





Week 1 – Parent Connect God Helps Me See Clearly

Scan this QR code to access free Bible Story videos, kids worship songs, and printables to continue learning at home.



Bible Story: The Speck and the Plank (Matthew 7:1-5)

Summary: Sometimes it's easier to see when other people do something wrong, but Jesus helps us look at our own hearts first. He loves us even when we make mistakes. This week, we learn that everyone needs Jesus' love and forgiveness—me too! This was week 1 of 4 in our curriculum series *Love in Action*. We want to encourage you as you invest in your child's spiritual development. We are honored to share in this journey and support you in this journey.